





Function list


: embroidery made simple

	Viewer	Editor	Designer	Embroidery Studio	Embroidery Studio Plus
General functions					
File handling functions					
New - opens blank workspace	*	*	*	*	*
Open - read in all popular home & commercial embroidery formats	*	*	*	*	*
Browser - browse through folders and designs	*	*	*	*	*
Close	*	*	*	*	*
Save / Save as : save to all popular home & commercial embroidery formats	*	*	*	*	*
Design Library - Library of free preconstructed designs	*	*	*	*	*
CD Library - ability to brose through Compucon stock design products	*	*	*	*	*
Print design, normal/color sequence, along with a variety of useful information - preview before print	*	*	*	*	*
Read from machine disks	*	*	*	*	*
Write to machine disks	*	*	*	*	*
Format machine disks	*	*	*	*	*
Enhanced file format support to open save for ZSK, KSM, Beat900, Melco EXP, Toyota 10o formats	*	*	*	*	*
Open/save to JUKI .vdt format for AMS-E series machine	*	*	*	*	*
Import File as Background (in order to digitize on)			*	*	*
Twain Scanner - activate scanner driver/scan into the software directly or save to file			*	*	*
Send as mail - send design open as mail attachment in a format chosen, .along with .jpg image of design					*
View functions					
Realistic View : 3D simulation of a design	*	*	*	*	*
Pan on screen - easily pan on screen while working with a design	*	*	*	*	*
Zoom in/out/1:1/fit to screen	*	*	*	*	*
Full Screen View : temporarily "hides" the tool and menu bars in order to enlarge the workspace	*	*	*	*	*
Grid (with ability to set size of it)	*	*	*	*	*
Stitch Points : display hit points of design (two levels)	*	*	*	*	*
Ruler : measure distances	*	*	*	*	*
Hoop : select hoop to view with design	*	*	*	*	*
Slow Redraw : slow redraw of the stitches of a design	*	*	*	*	*
Toolbars - show/hide toolbars	*	*	*	*	*
Set screen color - for the background color of the working canvas	*	*	*	*	*
Design manipulation functions					
Change size - with 'stitch processor' as option to also affect stitch density with size change	*	*	*	*	*
Repeat Design - for horizontal/vertical repetitions	*	*	*	*	*
Center Design - choose center point for design	*	*	*	*	*
Clean up - automatically eliminate small unenecessary stitches before sewing the design	*	*	*	*	*
Parameter setting functions					
Embroidery settings - set the properties for the embroidery objects (only for condensed designs)		*	*	*	*
System Parameters - configure the system (language, unit system, autosaveand many others)	*	*	*	*	*

Graphic functions					
Drawing Package - draw and edit any kind of bitmap graphics, including image filtering				*	*
Direct loading of vector artwork from popular graphic packages				*	*
Help features					
Help (topics) - context sensitive	*	*	*	*	*
Open the manual, directly open the electronic format manual (.pdf) from within the software	*	*	*	*	*
Keyboard map - displays shortcut list active in the software for easy reference and print out	*	*	*	*	*
Tip of the day - helpful tips when launching the software	*	*	*	*	*
Show/hide Internet help - help is just one click away, on-line help resources	*	*	*	*	*
Tutorials - 'How to' use basic features of the software tutorials	*	*	*	*	*
What's new - listing and describing new features in latest release	*	*	*	*	*
Live Update - automatically update your software to the latest version available	*	*	*	*	*
Diagnostics: a brief report of system settings and pc configuration	*	*	*	*	*
Troubleshooting utility - collect & send detailed information of software and pc, allowing quick & efficient support	*	*	*	*	*
Customize - customize the software interface, custom toolbars and shortcuts	*	*	*	*	*
Register the software - register the product purchased	*	*	*	*	*
Direct connection to websites - Stitch-Sew.com , Compucon.gr, EMBmarketplace.com	*	*	*	*	*
Editing functions					
Select block or part of the design (default situation of the software when opening a design)		*	*	*	*
Move selected block or part		*	*	*	*
Cut selected block or part		*	*	*	*
Copy selected block or part		*	*	*	*
Paste selected block or part		*	*	*	*
Delete selected block or part		*	*	*	*
Change color of one or multiple blocks selected		*	*	*	*
Change density or one or multiple blocks selected		*	*	*	*
Stitch colors - overall control of design colors, assign colors to thread manufacturers catalogue codes					
Block List : ability to reorder and easily edit blocks		*	*	*	*
Block editing - easily edit any part of a block digitized : outline / stitch direction / start & end point		*	*	*	*
Edit - switch between embroidery recipes			*	*	*
Set "connection policy" for connection between blocks		*	*	*	*
Apply fabric - change the embroidery parameters according to preset values for fabrics		*	*	*	*
Embroidery settings window to display information (size, colors stitches) on block(s) selected		*	*	*	*
Stitch Editing - move/insert/delete stitches		*	*	*	*
Stitch Processor - recalculates the stitch density as a result of size change of design	*	*	*	*	*
Modify code - edit the special function of a stitch in Stitch edit					*
Lettering functions					
Font styles - including a large variety of different font styles		71		71	100
Lettering frames - as templates on which text is suited		6		6	30
Center frame		*		*	*
Define "Height" of letters		*		*	*
Define "Space" between letters		*		*	*
Left/right/center alignment of text		*		*	*
Bold/Italic		*		*	*
Advanced distance setting - set the space between each letter or lines individually		*		*	*
Monogram input - easy input and use of Monogram fonts		*		*	*

Define 'width/rotation angle' of selected frame					*
Name Drop - for creating list of names to sew with a logo					*
Create functions					
<i>Digitizing tools</i>					
Outline creation tool (open / closed outline)			*	*	*
Branches creation tool			*	*	*
Auto-creation of geometrical shapes : Rectangle			*	*	*
" : Circle / Ellipse			*	*	*
" : Polygon			*	*	*
" : Star			*	*	*
Magic Wand - auto-traces the outline of a solid color area on a graphic image (most suitable for vector images)			*	*	*
Manual stitches - hit, jump, sequin					*
Special functions - Stop, Cut, Jump, Hit, Sequin on/off					*
<i>Embroidery Recipes</i>					
"Running stitch"			*	*	*
"Satin line"			*	*	*
"Normal Fill"			*	*	*
"Column Fill"			*	*	*
"Cross-stitch"			*	*	*
"Applique"			*	*	*
<i>Stitch types</i>					
Satin			*	*	*
Step satin			*	*	*
Step 1/1			*	*	*
Step 1/2			*	*	*
Step 1/3			*	*	*
Random step			*	*	*
Pattern step			*	*	*
Elastic step			*	*	*
Motifs			*	*	*
Sequin					*
<i>Embroidery Settings</i>					
Manual settings - define embroidery settings manually			*	*	*
Preset fabrics - set the embroidery settings according to preset values for selected fabrics			*	*	*
Custom settings - store and recall any set of embroidery settings			*	*	*
Density			*	*	*
Underlay			*	*	*
Pull Compensation			*	*	*
Inserts			*	*	*
Long Satin			*	*	*
Tie in/off			*	*	*
Auto - outline : Satin and running outline			*	*	*
Degrade			*	*	*
Jagged edge for Satin & Random stitch			*	*	*
Sequin					*

Machine connections (at no extra charge)					
Transmit to 'Barudan Elite' embroidery machine	Option	Option	Option	Option	Option
Write to 'Barudan CF' card	Option	Option	Option	Option	Option
Transmit to 'Happy Voyager' embroidery machine	Option	Option	Option	Option	Option
Transmit to 'Happy Link' utility	Option	Option	Option	Option	Option
Transmit to 'Happy Lan' utility	Option	Option	Option	Option	Option
Transmit to 'Toyota' embroidery machine	Option	Option	Option	Option	Option
Transmit to Toyota 'ESM' machine software	Option	Option	Option	Option	Option
Transmit to 'SWF' embroidery machine	Option	Option	Option	Option	Option
Write to 'JUKI CF' card	Option	Option	Option	Option	Option
Options (at extra charge)					
Functions					
AutoPunch - automatic conversion of vector image to embroidery	Option	Option	Option	*	*
HyperFont - automatic TTF conversion (Both normal & column fill)	Option	Option	Option	*	*
Photostitch - convert photo into embroidery with special 'Satin line', 'Rectangular' and 'Running stitch' fill types	Option	Option	Option	*	*
Auto Cross-Stitch - automatic conversion of vector image to cross-stitch embroidery	Option	Option	Option	*	*
Get more at www.embmarketplace.com					
Additional high quality Fonts for Lettering		Option		Option	Option
Additional Embroidery Designs	Option	Option	Option	Option	Option

* > function available
 > function not available
 Option > function optional (either at extra charge or no charge)